

# BUYINS.NET

DIRECTOR OF RESEARCH: Thomas Ronk PH (800) 715-9999 EMAIL: tom@buyins.net DATE: 9-29-2014

## KEY DATA POINTS INSIDE

**Daily Short Volume**

**Naked Short Volume**

**Market Maker Friction**

## RECENT ADTM NEWS

Digital Media and Entertainment Chief Sandy Grushow Joins Adaptive Medias, Inc.'s Advisory Board PR Newswire(Mon 6:00AM EDT)

ADAPTIVE MEDIAS, INC. Files SEC form 8-K/A, Financial Statements and Exhibits EDGAR Online(Fri, Sep 26)

Adaptive Medias, Inc. Launches Flagship Platform: Media Graph PR Newswire(Fri, Sep 26)

UPDATE: "New to the Street" Locks in Mondays at 7:00am on ION's Flagstaff TV Station WPXN in New York Starting October 20th Marketwired(Tue, Sep 23)

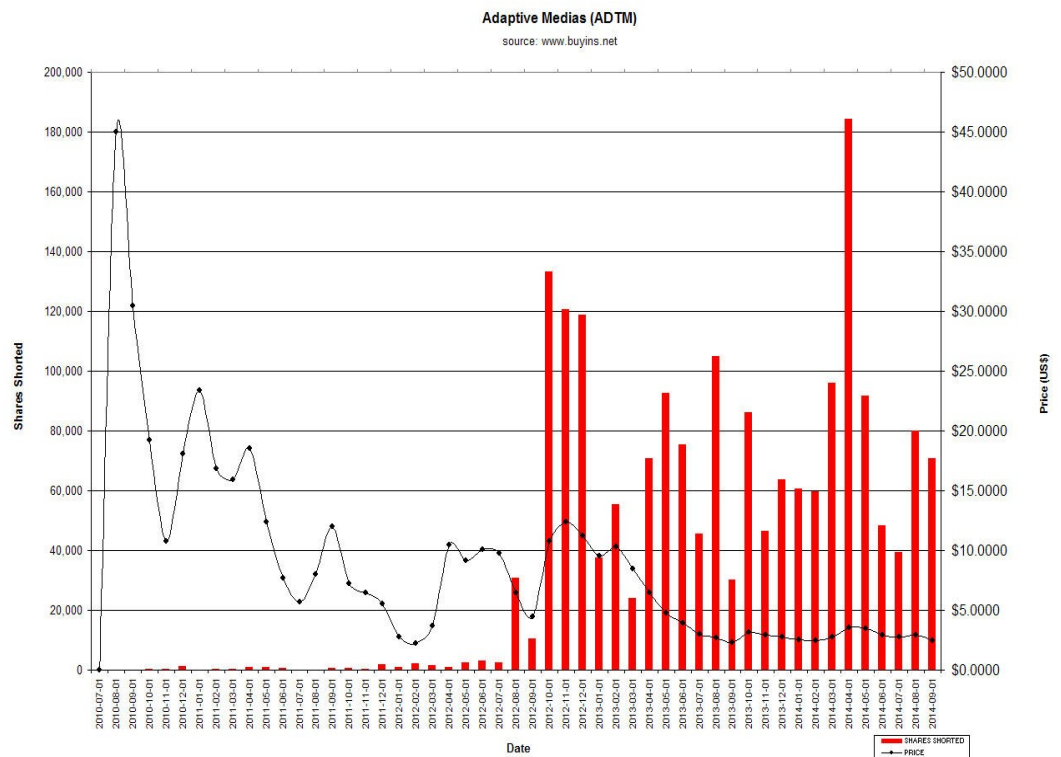
Adaptive Medias, Inc. Closes \$5.2 Million Private Placement Capital Raise PR Newswire(Mon, Sep 22)

Adaptive Medias, Inc. Launches Flagship Platform: Media Graph Marketwired(Thu, Sep 18)

Adaptive Medias, Inc. Announces Agreement to Raise \$5.2 Million in Private Placement Marketwired (Mon, Sep 15)

BUYINS.NET offers a proprietary research and trading service uncovering illegal naked short selling in stocks on the NYSE, AMEX, NASDAQ, OTCBB and PINKSHEETS. For more information please visit [www.buyins.net](http://www.buyins.net)

## ADTM SHORT SELLERS



**Starting in mid 2012 short sellers have aggressively shorted ADTM. Shorts have continued their activity which warrants close investigation. Buyins.net will report the results of its surveillance on a monthly basis.**

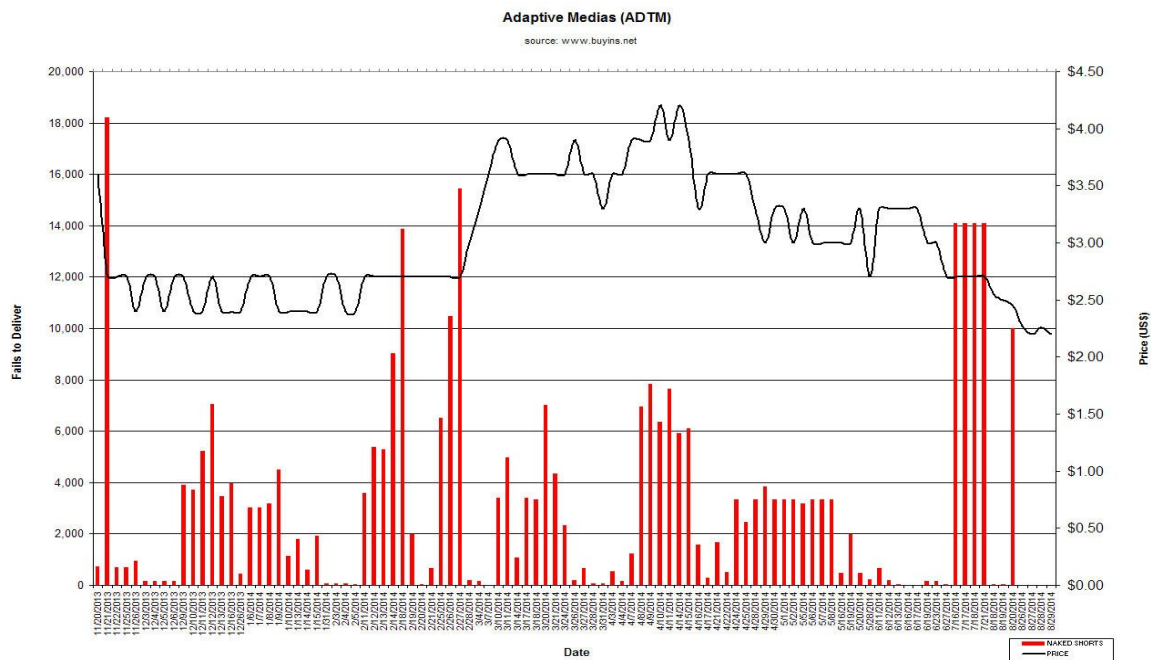
## OVERVIEW OF ADTM SHORT SALE DATA

After careful analysis of ADTM short sale, naked short sale and market maker friction factor data it is clear that ADTM has had persistent issues with short sellers who have been aggressive. Short sellers have been building a sizable

position in shares of ADTM and market makers have made a neutral market lately. New evidence of daily short sellers shorting shares of ADTM has now come to light as the SEC has finally given Buyins.net access to

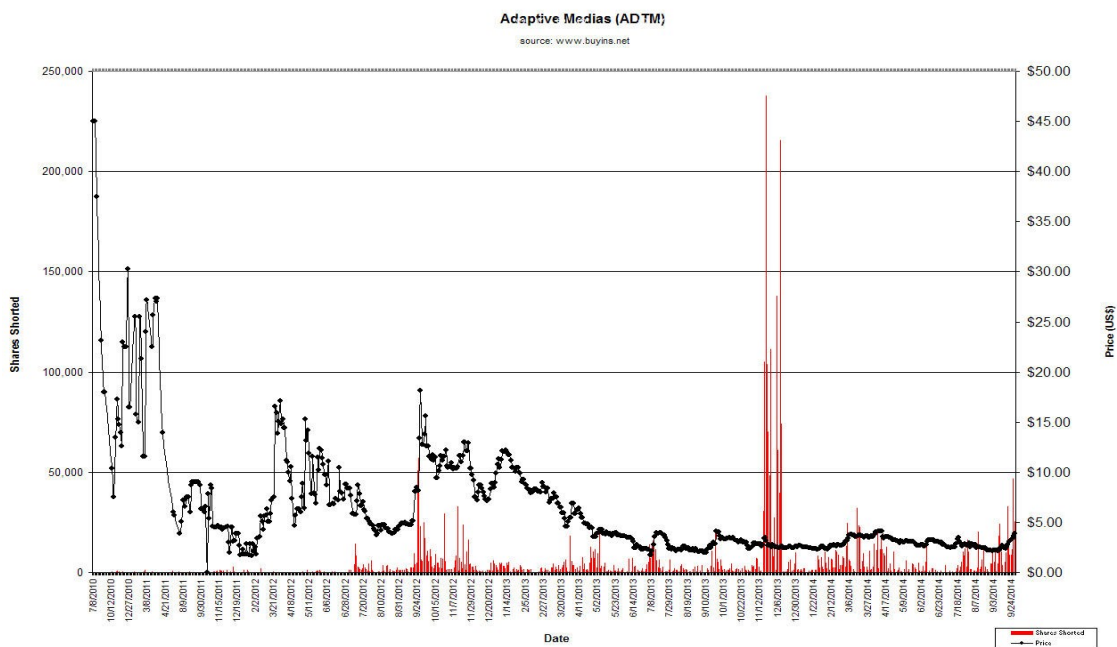
DAILY short sale data which is updated every night. Protecting ADTM from abusive shorting is a high priority.

## DAILY FAILURE TO DELIVER DATA (NAKED SHORTS) IN ADTM



Failures to Deliver in ADTM have been an issue as short sellers have been lax at complying with Regulation SHO since late 2013. Buyns.net will continue to monitor and report short sellers for non-compliance with Regulation SHO borrow requirements.

## NEW DAILY SHORT SALE TRADING VOLUME STARTING 7-8-10



Shorts have been aggressively shorting ADTM on a daily basis. An average of 24.18% of daily trading volume is short selling.

**MARKET MAKER SURVEILLANCE SYSTEM (FRICTION FACTOR)**

<b>Date</b>	<b>Change</b>	<b>BuyVol</b>	<b>SellVol</b>	<b>NetVol</b>	<b>Friction</b>
9/29/2014	\$0.13	38,503	23,345	15,158	1,166
9/26/2014	\$0.35	82,543	39,407	43,136	1,232
9/25/2014	\$0.21	14,009	4,600	9,409	448
9/24/2014	\$0.05	4,283	17,893	-13,610	Bullish Bias
9/23/2014	\$0.09	9,466	13,709	-4,243	Bullish Bias
9/22/2014	\$0.16	22,973	24,179	-1,206	Bullish Bias
9/19/2014	\$0.39	50,759	27,356	23,403	600
9/18/2014	\$0.20	8,571	7,712	859	43
9/17/2014	\$0.00	6,499	10,952	-4,453	Bullish Bias
9/16/2014	-\$0.05	400	3,579	-3,179	-636
9/15/2014	-\$0.26	5,788	17,379	-11,591	-446
9/12/2014	\$0.02	11,507	19,639	-8,132	Bullish Bias
9/11/2014	\$0.40	29,936	42,947	-13,011	Bullish Bias
9/10/2014	\$0.21	33,841	13,134	20,707	986
9/9/2014	-\$0.12	15,396	1,600	13,796	Bearish Bias
9/8/2014	-\$0.03	802	2,951	-2,149	-716
9/5/2014	-\$0.01	14,935	15,935	-1,000	-1,000
9/4/2014	\$0.00	6550	100	6,450	Bearish Bias
9/3/2014	\$0.10	8,676	7,585	1,091	109
9/2/2014	-\$0.06	10,215	4,574	5,641	Bearish Bias
8/29/2014	\$0.00	10,277	0	10,277	Bearish Bias
8/28/2014	-\$0.06	3,234	1,501	1,733	Bearish Bias
8/27/2014	\$0.06	5,458	4,981	477	80
8/26/2014	-\$0.07	6,948	13,612	-6,664	-952
8/25/2014	-\$0.17	6,400	2,909	3,491	Bearish Bias
8/22/2014	-\$0.01	4,490	2,834	1,656	Bearish Bias
8/21/2014	\$0.02	12,102	44,496	-32,394	Bullish Bias
8/20/2014	-\$0.02	5,600	3,700	1,900	Bearish Bias
8/19/2014	-\$0.05	3,686	1,666	2,020	Bearish Bias
8/18/2014	-\$0.05	20,949	10,707	10,242	Bearish Bias

The above data is used to calculate if a fair market is being made in the shares of ADTM. 50% of recent trading days are positive or bullishly biased and 50% of trading days are negative or bearishly biased. There is a neutral market being made in ADTM in the past 30 trading days.

Friction Factor determines if there is normal or abnormal behavior in the price action of the stock when compared to the buying vs. selling trading statistics. It calculates number of net shares of buying or selling to move price +/- one cent.

Here is how to understand Friction Factor:

1. If Friction Factor is positive, more buying than selling caused ADTM's price to rise
2. If Friction Factor is negative, more selling than buying caused ADTM's price to fall
3. If Friction Factor is 0, there was no discernable activity either way
4. If Friction Factor is abnormal, it means that there is either a bearish bias or a bullish bias to how market makers are making market in your stock.

## AG SqueezeTrigger Price is \$18.41. There is \$22,222,374 That Short Sellers Still Need To Cover.

[ Release Date: 08/21/2012 07:42 PDT ]

August 21, 2012 / M2 PRESSWIRE / BUYINS.NET / [www.squeezetrigger.com](http://www.squeezetrigger.com) is monitoring FIRST MAJESTIC SILVER CORP (NYSE:AG) in real time and just received an alert that AG is crossing above its primary SqueezeTrigger Price, the price that a short squeeze can start in any stock. There are 1183300 shares that have been shorted at the volume weighted average SqueezeTrigger Price of \$18.41. To access SqueezeTrigger Prices ahead of potential short squeezes beginning, visit <http://www.squeezetrigger.com>.



The above report was issued on August 21, 2012 when AG was trading at \$18.41 per share. The report included data on short selling, naked short selling and market maker friction factor and alerted investors and regulators that an unfair market was being made in shares of AG and that a short squeeze would begin if shares were to go above \$18.41 per share. The results were immediate and dramatic with AG going from \$18.41 to \$23.95 in only 4 weeks, a gain of 30%.

CLICK FOR REPORT: <http://www.buyins.net/releases/index.php?sym=ag&id=302400>

## RECV SqueezeTrigger Price is \$2.70. There is \$10,912 That Short Sellers Still Need To Cover.

[ Release Date: 08/07/2012 09:41 PDT ]

August 7, 2012 / M2 PRESSWIRE / BUYINS.NET / [www.squeezetrigger.com](http://www.squeezetrigger.com) is monitoring Recovery Energy Inc (NASDAQ:RECV) in real time and just received an alert that RECV is crossing above its primary SqueezeTrigger Price, the price that a short squeeze can start in any stock. There are 4000 shares that have been shorted at the volume weighted average SqueezeTrigger Price of \$2.70. To access SqueezeTrigger Prices ahead of potential short squeezes beginning, visit <http://www.squeezetrigger.com>.



CLICK FOR REPORT: <http://www.buyins.net/releases/index.php?sym=recv&id=299022>

## WWW.BUYINS.NET

NEWPORT BEACH, CA

Phone: 800-715-9999  
Fax: 815-328-0698

Email: tom@buyins.net

## Trading Solutions to Naked Short Selling

All material herein was prepared by BUYINS.NET, based upon information believed to be reliable. The information contained herein is not guaranteed by BUYINS.NET to be accurate, and should not be considered to be all-inclusive. The companies that are discussed in this opinion have not approved the statements made in this opinion. This opinion contains forward-looking statements that involve risks and uncertainties. This material is for informational purposes only and should not be construed as an offer or solicitation of an offer to buy or sell securities. BUYINS.NET is not a licensed broker, broker dealer, market maker, investment banker, investment advisor, analyst or underwriter. Please consult a broker before purchasing or selling any securities viewed on or mentioned herein. BUYINS.NET may receive compensation in cash or shares from independent third parties or from the companies mentioned.

BUYINS.NET affiliates, officers, directors and employees have not bought shares of stock discussed in this opinion but a third party has paid an affiliate \$1,117 per month for six months of data provided in this report.. Market commentary provided by Tom Ronk.

BUYINS.NET will not advise as to when it decides to sell and does not and will not offer any opinion as to when others should sell; each investor must make that decision based on his or her judgment.

All Rights Reserved. Copyright 2014  
BUYINS.NET, LLC

### BUYINS.NET WILL ISSUE A VARIETY OF REPORTS ON ADTM

#### REGULATORY & COMPLIANCE NEWS

- Friction Factor – market maker surveillance system tracking Level II market makers in all stocks to determine Price Friction and compliance with new “Fair Market Making Requirements”
- RegSHO Naked Shorts – tracks EVERY failure to deliver in all US stocks and tracks all Threshold Security Lists daily for which stocks have naked shorts that are not in compliance with Regulation SHO

#### INVESTMENTS & TRADING

- SqueezeTrigger – 40 billion cell database tracks EVERY short sale (not just total short interest) in all US stocks and calculates volume weighted price that a short squeeze will begin in each stock
- Earnings Edge – predicts probability, price move and length of move before and after all US stock earnings reports
- Seasonality – predicts probability, price move and length of move based on exact time of year for all US stocks
- Group Trader – tracks sector rotation and stock correlation to its sector and predicts future moves in ALL sectors and industry groups
- Pattern Scan – automates tracking of every technical pattern and predicts time and size of move in all stocks
- GATS (Global Automated Trading System) – tracks all known trading strategies and qualifies and quantifies which are working best in real time

### WHY BUYINS.NET IS BEST CHOICE FOR ADTM MARKET INTEGRITY

The data we provide is extremely useful for ADTM for the following reasons:

1. Stop naked short selling in shares of ADTM
2. Break the market maker hold on Level II box causing so much price friction
3. Our SqueezeTrigger Reports that cross newswires and are sent to our 750,000 users help break the rest of the shorts
4. Discourage new short sellers from shorting your stock
5. Stop the negative perception that dropping stock price places on normal day to day business operations
6. Combined all of these facets help to stop the daily drain that the short attacks have on the company.

Here is a quick technology overview:

<http://www.buyins.com/brochure.pdf>

Background information on our CEO:

<http://www.buyins.com/images/tomronk.pdf>